



DON'T FORGET TO



## What is Turnitin?

Turnitin is an invaluable tool that works like an assistant to uphold academic integrity, streamline grading, deter plagiarism, and empower students to do their best original work - [turnitin.com](https://turnitin.com).

## Turnitin Facts

- Turnitin brings awareness to text similarities and deters from plagiarism. First, you must determine the score students cannot exceed and check the university plagiarism guidelines. Then, read all papers and check for sources.
- Turnitin will not grade papers in Canvas or recognize the Turnitin rubric. Grade based on the assignment rubric in Canvas and the Turnitin submission report. Also, Turnitin runs in the background and will not impact grading.
- You can use Turnitin for individual assignments, group assignments, and peer reviews.

## Turnitin Canvas Settings

For Turnitin to be displayed, first select the assignment submission type.

- You must choose “File Uploads” for Turnitin

The plagiarism review option will automatically pop up.

- Select “Turnitin”

Store submissions in “Standard paper repository” if students are submitting a final paper. If they are required to submit a draft, select the option “do not store the submitted paper” from the drop-down menu. This will prevent Turnitin from flagging the final paper as plagiarism.

The below default settings will be automatic.

- Student repository –work previously submitted
- Website content – Images, data, audio, and video files etc.
- Periodicals, journals, and publications – newspapers, magazines, etc. published weekly, monthly, or quarterly.

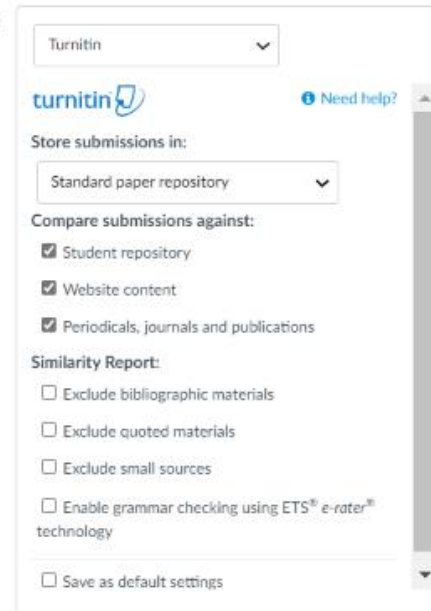
The screenshot displays the Turnitin settings within a Canvas LMS interface. It is organized into three main sections: Submission Type, Submission Attempts, and Plagiarism Review.

- Submission Type:** A dropdown menu is set to "Online". Below it, under "Online Entry Options", several checkboxes are visible: "Text Entry" (checked), "Website URL" (unchecked), "Media Recordings" (unchecked), "Student Annotation" (unchecked), "File Uploads" (checked), and "Restrict Upload File Types" (unchecked).
- Submission Attempts:** A section titled "Allowed Attempts" with a dropdown menu currently set to "Unlimited".
- Plagiarism Review:** A dropdown menu is set to "Turnitin". Below this, the "turnitin" logo is displayed. Under "Store submissions in:", a dropdown menu is set to "Standard paper repository". Under "Compare submissions against:", three checkboxes are checked: "Student repository", "Website content", and "Periodicals, journals and publications". A "Need help?" link is also present.

## Turnitin Canvas Settings (Continued)

- Exclude bibliographic materials if a reference page is required.
- Exclude quoted materials if students are allowed to use direct quotes .
- Exclude small sources if there's a certain percentage of words that's acceptable for the assignment.
- Enable grammar checking if you want Turnitin to check grammar (US, UK, or both), spelling, usage, mechanics, and style.
- Save as default if you'd like to use the same settings for future assignments.

Plagiarism Review



## Turnitin Report Settings

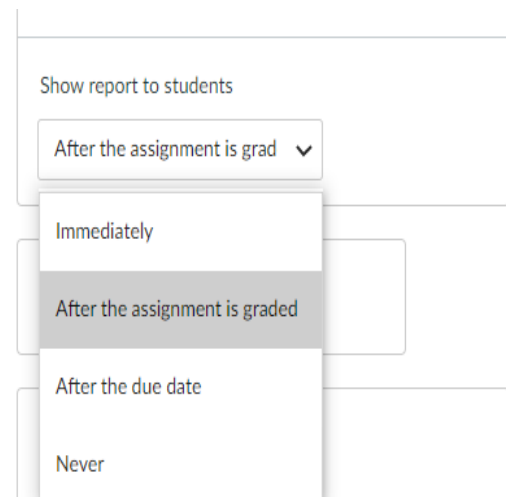
These settings will determine if and when you want students to access their Turnitin scores.

Settings:

- Immediately: provides students a Turnitin score right away.
- After the assignment is graded: After you've provided your feedback and grade.
- After the due date: If you'd prefer students to see their score after all papers have been submitted.
- Never: If the Turnitin report is for your eyes only to assist with grading.

Group Assignment


Peer Reviews



## Similarity Score Colors

Turnitin has an extensive database filled with scholarly publications, journals, content from the internet, work submitted by students in the past, and more. This helps Turnitin to check students' work for plagiarism and categorizes it in one of the below colors should a similar work be found. For more information, see [Interpreting the Similarity Score](#).

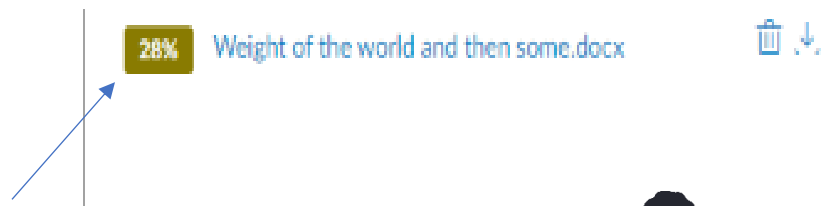
The percentage range is 0% to 100% with the possible similarity groupings being:

	Light blue: 0% matching text
	Dark blue: 1-24% matching text
	Yellow: 25-49% matching text
	Orange: 50-74% matching text
	Red: 75-100% matching text

## Turnitin Report

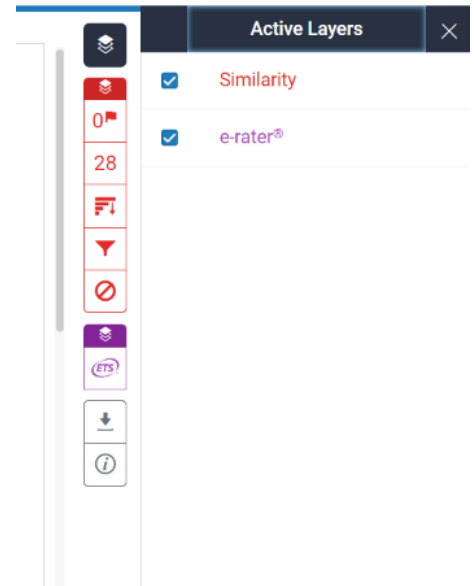
To access the Turnitin report:

- Select the assignment.
- Select Speedgrader.
- Choose student report you'd like to view.
- To the right of the screen, you will see a percentage. Click the percentage to view the Turnitin report. You will be directed to a separate website to view the report.



## Turnitin Report (Continued)

- The Turnitin site shows the assignment (on the left) and settings chosen in Canvas on the right).
- Select the tab you'd like to view first: similarity report, e-rater results (grammar), filters and settings, and downloads.
- Review all results thoroughly. Not all content is plagiarized. Remember, Turnitin brings awareness to text similarities and deters plagiarism.



## Resources

- [Does Turnitin Detect Plagiarism?](#)
- [How your students submit to an assignment with Turnitin](#)
- [Using Turnitin with Canvas](#)

Department of Online and Digital Learning  
Fox School of Business



## Questions

- [Contact ODL](#)
- [Attend one of our informational sessions](#)