




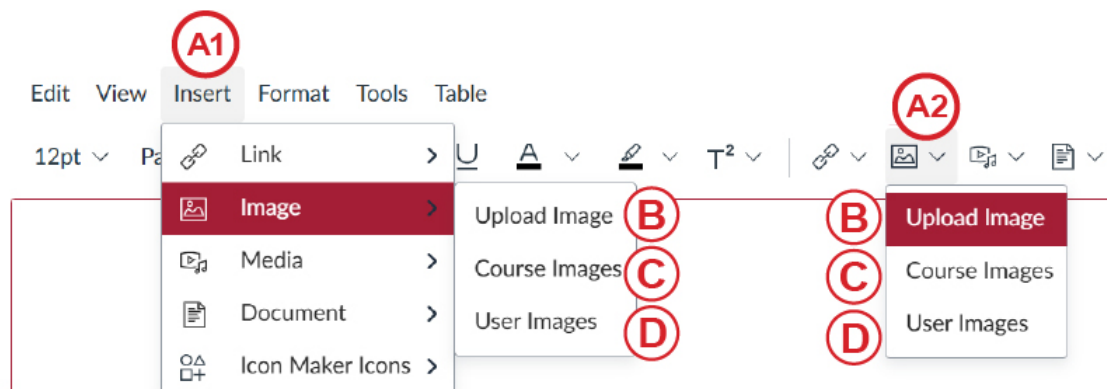
# Embed an Image and a Video in Canvas

**Images and videos can be embedded** using the Rich Content Editor (RCE) in Announcements, Assignments, Discussions, Pages, and Quizzes features.

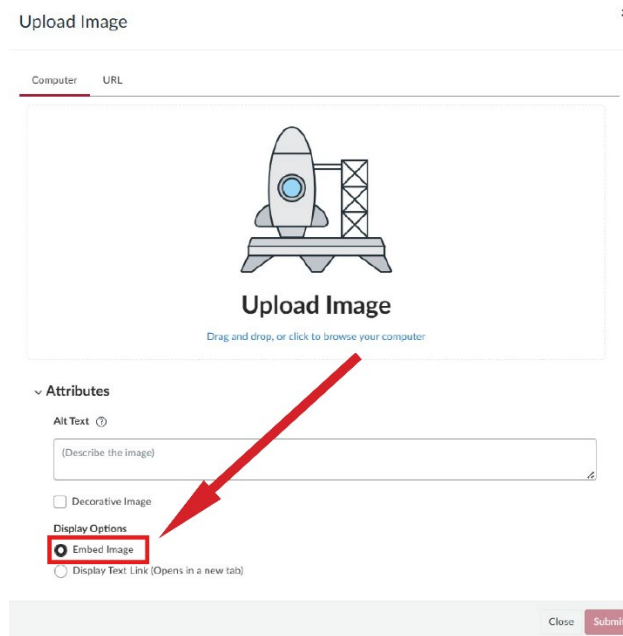


## To Access an Image in the Rich Content Editor (RCE):

- **Drag and Drop:** Drag an image from a web browser or from a file saved on your computer directly into the editor
- **Copy and Paste:** Right-click on an image to copy it, then paste it into the RCE
- **Insert> Image (A1)** on menu or **Image Icon (A2):**
  - **Upload Images (B)** from your computer or by entering a URL
  - Add an image from **Course Images (C)** or **User Images (D)**

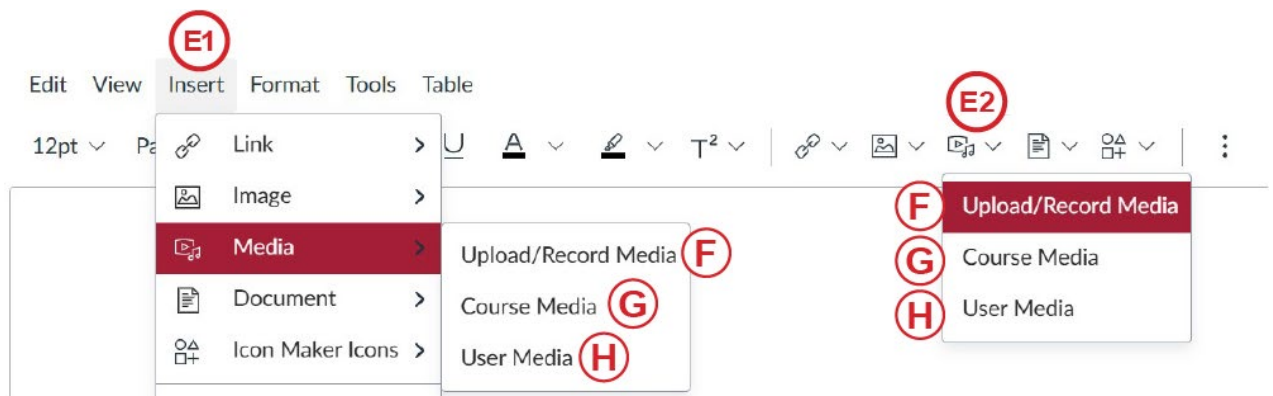


The **Upload Image** menu includes two tabs: **Computer** and **URL**. Each tab features **Display Options** with an '**Embed Image**' button for selection.



### To Access a Video in the Rich Content Editor (RCE):

- **Insert> Media (E1)** on menu or **Media Icon (E2)**:
  - **Upload/Record Media (F)** from your computer or by entering a URL
  - Add an image from **Course Media (G)** or **User Media (H)**



**Video will automatically embed in RCE when uploaded.**